



Health & Social Care  
Information Centre

# Children and Young Peoples Health Dataset (CYPHS)

Presentation for Casemix Community Expert Reference Group

Tony Childs/ Dominic Gair – Community and Mental Health Team



# Background

---

The Children and Young Peoples Health Dataset (CYPHS) is one of three datasets that comprise the broader Maternity and Children's Data Set (MCDS) Dataset.

Work on MCDS began with the policy driver of the National Service Framework for Children, Young People and Maternity Services in 2004 and remains aligned to the policy direction set out in:

- Equity and excellence: Liberating the NHS
- Achieving Equity and Excellence for Children
- NHS Outcomes Framework 2013-14
- NHS Outcomes Framework 2014-15
- Everyone Counts: Planning for Patients 2013-14

## But what about Community Information Data Set (CIDS)?

---

- Delayed due to funding issues.
- Data set structure incorporated into CYPHS hence going forward if the age criteria associated with CYPHS is removed all data in scope of the initial CIDS will be captured.

# Support for Future Changes to CYPHS

---

- Five Year Forward View emphasises the importance of Out of Hospital Care.
- Martin McShane, Director of Long Term Conditions, NHS England has responsibility for OOH care.
- Martin has agreed to be SRO for the CIDS dataset.

# CYPHS What Is In Scope

---

- Only applies to NHS funded Community Services (both Foundation Trusts and Non-Foundation Trusts), including:
  - Acute Trusts
  - Mental Health Trusts
  - Community Healthcare Trusts
  - Care Trusts
  - Social Enterprises
  - Integrated Care Organisations
  - Any Qualified Providers (AQPs)
  - Independent Sector Providers (including Third Sector)

## In Scope (continued)

---

- Fully independent sector services can optionally but NHS commissioned services from independent sector must be submitted.
- Children and young people aged between 0 - 19 are included
- Health visitor activity is in scope regardless of commissioning arrangements as commissioning of Health Visitors moves from NHS England to PHE

# Out of Scope

---

- Community Care for patients aged 19 or older.
- Inpatient information flows through APC CDS
- Services which have dedicated data flows (such as NDTMS)
- Primary Care services
- Dentistry
- Social Care
- Prison or secure facility-based services
- Paper capture

# When? – Implementation Dates

---

The HSCIC will require a completion of formal state of readiness questionnaire in August 2015 to show that the following requirements are being met:

## Care Providers

From 1st September 2015, providers of NHS-funded CYPHS ***MUST*** be able to collect information locally, and from October 2015 ***MUST*** begin submitting CYPHS data set submissions in accordance with this standard.

## System Suppliers

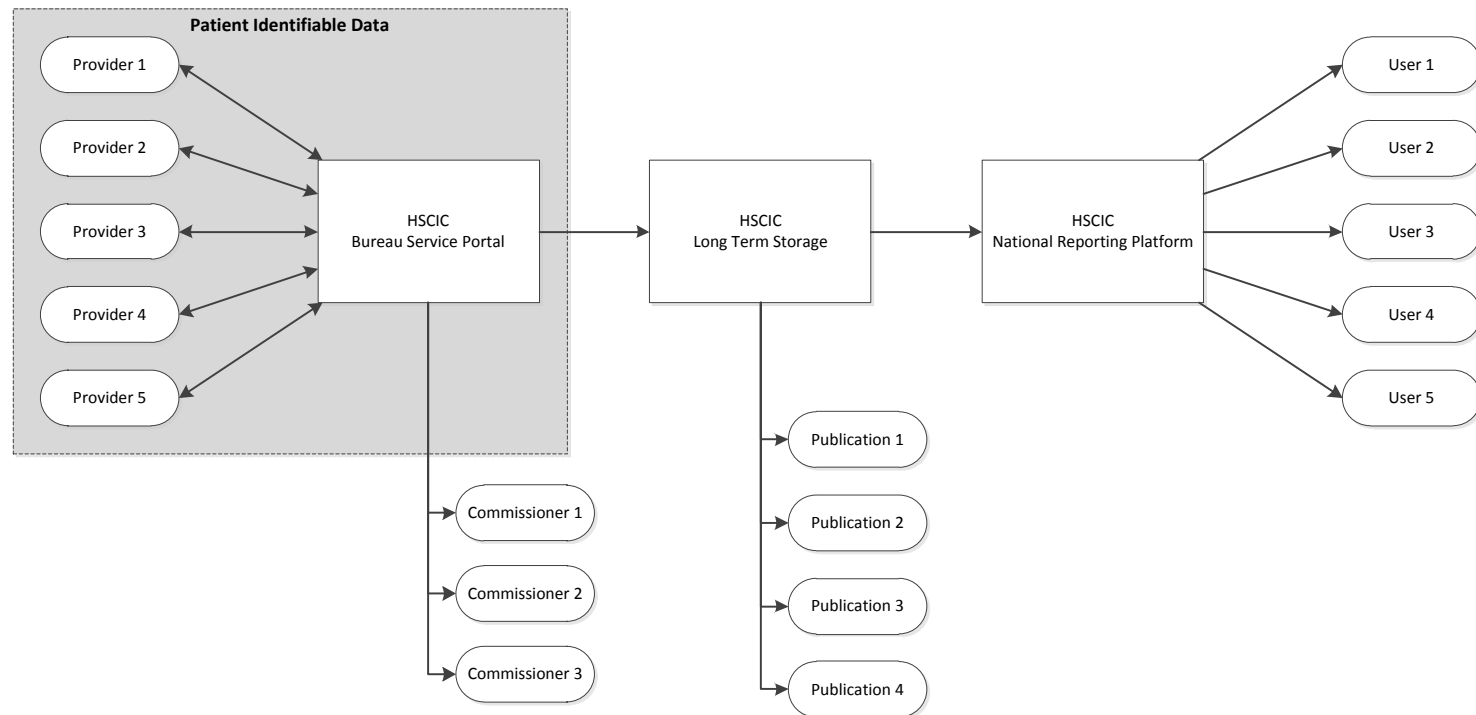
From 1st September 2015, CYPHS systems ***MUST*** be fully conformant with this standard.



# How will the data flow? - 1

Data will be submitted via the Bureau Service Portal also referred to as the Open Exeter system.

## Routine National Dataset Data Flow



# How will the data flow? - 2

---

In order to submit the data, the provider must have first contacted the SSD team to ensure that firewalls are configured and other required technical information has been supplied to SSD. The data set must be supplied over the N3 network and it is the provider's responsibility to ensure they have an N3 connection and have liaised with the relevant HSCIC teams to obtain the connection.

Queries specifically relating to the N3 network should be raised with:

N3 Programme

N3 Service Provider (N3SP)

N3SP Website: <http://n3.nhs.uk/> N3SP

Helpdesk: 0800 085 0503

# How will the data flow? - 3

---

Registration is required for access to the Bureau Service Portal (BSP) for CYPHS on Open Exeter.

All Organisations need to register with the ODS before requesting BSP access. Please visit <http://systems.hscic.gov.uk/data/ods> for further information.

Guidance on how to register for BSP is provided on request.

Please note that once issued, accounts must be activated within a short period of time.

# How will the data flow Recap? - 4

---

- Submission format is XML.
- Submission sent directly to SSD (Exeter), which is part of the HSCIC, via Bureau Service Portal. This service currently receives the MHLDDS and IAPT data set
- XML accreditation is not required to use this portal, however an N3 connection is
- Reporting period is one month
- Submission window is two months long and opens as soon as the reporting period ends
- Each organisation is required to make a single submission when reporting activity for their organisation. Organisations with multiple sites with multiple systems will be required to collate their data locally into a single submission and then submit the data.

# Submission Dates

	Sep	Oct	Nov	Dec	Jan	Feb
Reporting Period						
September Data Submission Window		Primary	Refresh			
October Data Submission Window			Primary	Refresh		
November Data Submission Window				Primary	Refresh	
December Data Submission Window					Primary	Refresh

- 2 month submission window broken down into two separate submissions
- Benefit that commissioners and providers will get an extra extract – primary and refresh



# What Information Will Be Collected ? 2

---

- **What data is being collected?**
- The CYPHS data set describes national definitions for the extraction of data in relation to the following key areas:
  - personal and demographic
  - social and personal circumstances
  - breastfeeding and nutrition
  - care event and screening activity
  - observations of BMI
  - diagnoses, including long term conditions and childhood disabilities
  - scored assessments

# Continuing Stakeholder Engagement

---

- The HSCIC have been hosting CYPHS System and Provider Stakeholder Engagement Events bi-annually since 2012 both London and Leeds based.
- Over 50 separate NHS trusts, around 10 system providers plus a number of other interested organisations that we are/have been involved with this engagement.



# Big Bang or Steady Growth?

---

- CYPHS provides opportunity for a wealth of data to be collected consistently at a national level for the first time.
- As with all new datasets it is expected that there may initially be data quality issues that arise and we will work closely with providers to help identify and address these as they do.
- Initial reporting of data will be as Experimental Statistics. As the dataset matures this will change and the data will become fit for a wider variety of beneficial uses.

# Intended Future Reporting

---

- A basic report with an associated data quality to be published monthly
- A more detailed quarterly/annual report to be published
- Special one off reports on a particular topic of interest may be published once data quality assured
- New publication method
- Intended that the data will also be made available via the use of a Business Intelligence tool which will be refreshed monthly
  - More interactive
  - Allows:
    - Filtering, Charts, Hierarchies, Maps, Dashboards and ad-hoc queries by the end user

The national provider of information, data and IT systems for health and social care

- [Home](#)
- [About iView+](#)
- [Data Sets](#)
- [Find Data](#)
- [Dashboards](#)
- [Help](#)

Welcome to the Maternity and Children's Data Set (MCDS) Homepage

### LATEST NEWS

01/08/15

**[Maternity & Children's data set report published](#)**

The report that examines the current sources of maternity data has been published by the Health and Social Care Information Centre.

### Maternity and Children's Data Set

The Maternity and Children's Data Set (MCDS) has been developed to help achieve better outcomes of care for mothers, babies and children. The data set will provide comparative, mother and child-centric data that will be used to improve clinical quality and service efficiency; and to commission services in a way that improves health and reduces inequalities. As a 'secondary uses' data set, it re-uses clinical and operational data for purposes other than direct patient care. Information from the data set will be made available to commissioners, providers, clinicians and service users and will be used to record, compare and improve outcomes and safety improve clinical quality and service efficiency commission services in a way that improves health and reduces inequalities improve accountability by providing comparative information to service users provide activity data on which to base mandatory tariffs for Payment by Results

### What information is available?

Information from the data set will be made available to commissioners, providers, clinicians and service users and will be used to record, compare and improve outcomes and safety improve clinical quality and service efficiency commission services

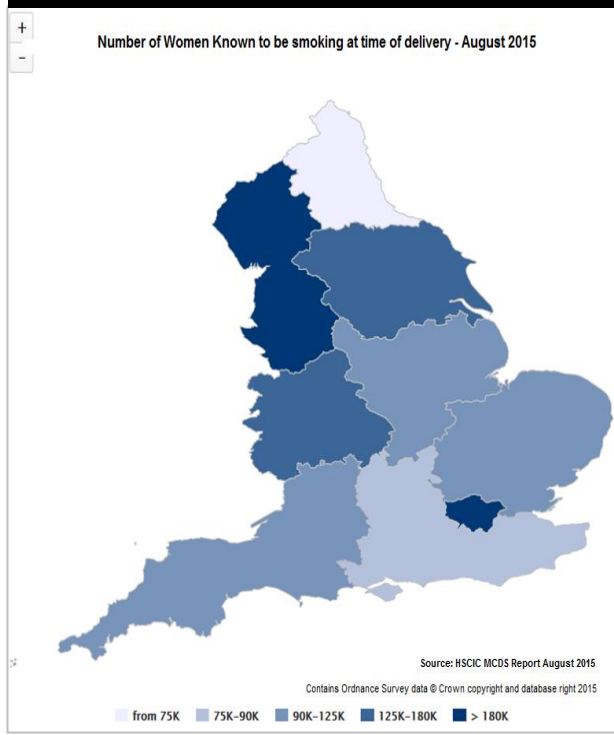
### CONNECT WITH US



### CONTACT US

Contact us via 0300 303 5678 or email [enquiries@hscic.gov.uk](mailto:enquiries@hscic.gov.uk)

### You are viewing MCDS data for July 2015



### PUBLICATIONS

Published: 01/08/2015

## Maternity & Children's Dataset report

View statistical publications by date on the [Publications Calendar](#)



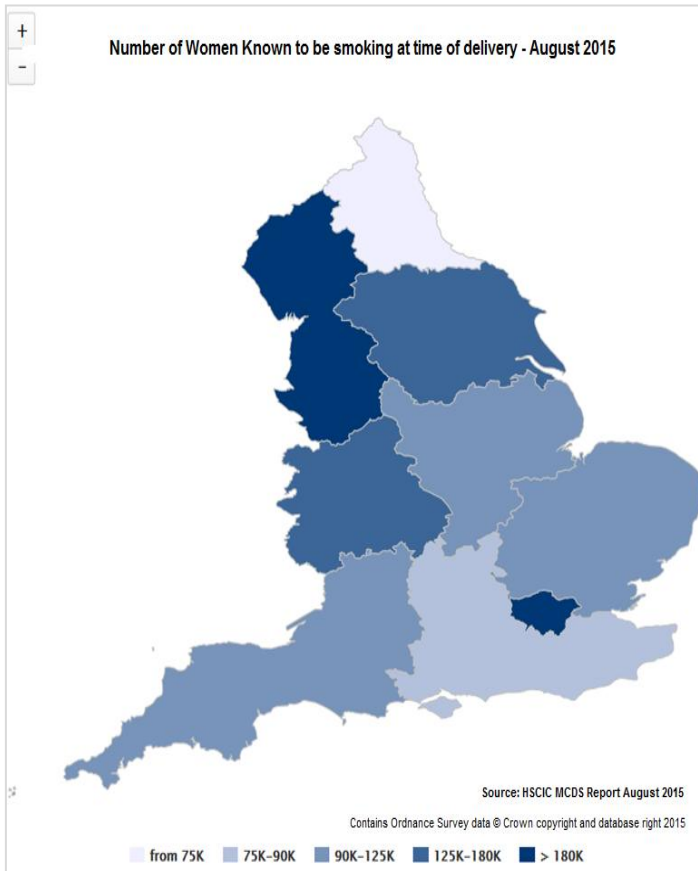
The national provider of information, data and IT systems for health and social care

- Home
- About iView+
- Data Sets
- Find Data
- Dashboards**
- Help

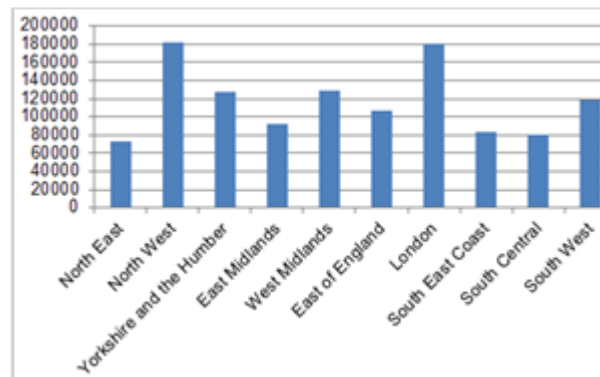
Welcome to the Maternity and Children's Data Set (MCDS) You are here/Dashboards

- Create Dashboard
- Dashboard 01
- Dashboard 02**
- Dashboard 03
- Icon buttons with drop down function for share/download/save

- Chart
- Compare
- Link
- Data by Region**
- Data by CCG
- Data by Provider



Region	Number
North East	73,070
North West	181,645
Yorkshire and the Humber	127,860
East Midlands	91,550
West Midlands	128,860
East of England	107,470
London	181,015
South East Coast	82,965
South Central	79,750
South West	118,955





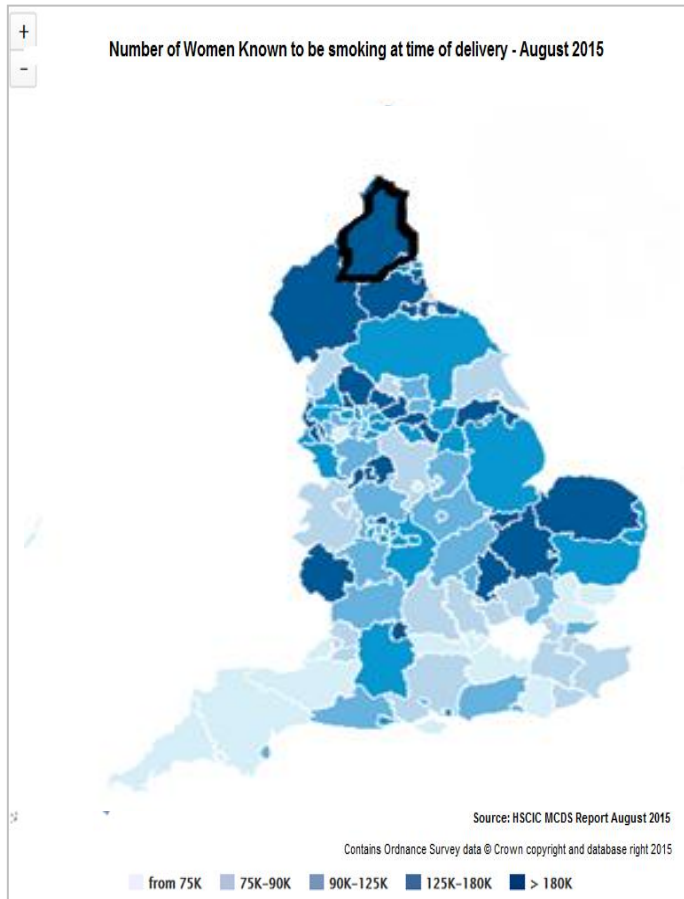
The national provider of information, data and IT systems for health and social care

- Home
- About iView+
- Data Sets
- Find Data
- Dashboards**
- Help

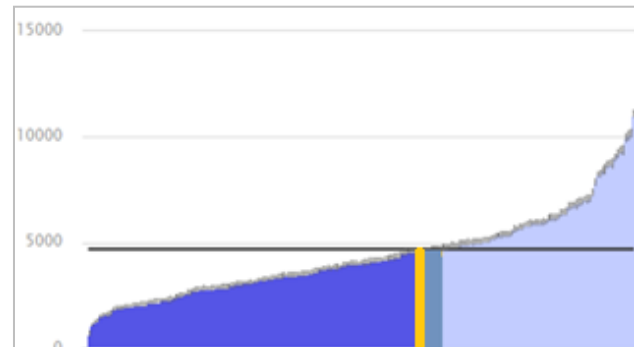
Welcome to the Maternity and Children's Data Set (MCDS) You are here/Dashboards

- Create Dashboard
- Dashboard 01
- Dashboard 02**
- Dashboard 03
- Icon buttons with drop down function for share/download/save

- Chart
- Compare**
- Link
- Data by Region
- Data by CCG**
- Data by Provider



CCG	Number
City Sunderland F	5,080
County Durham & Darlington F	8,130
Gateshead Health F	3,670
Newcastle PCT	5
Newcastle-Upon-Tyne F	13,890
NHS Gateshead CCG	5
NHS South Tees CCG	465
North East Amb F	2,255
North Tees & Hartlepool F	5,380





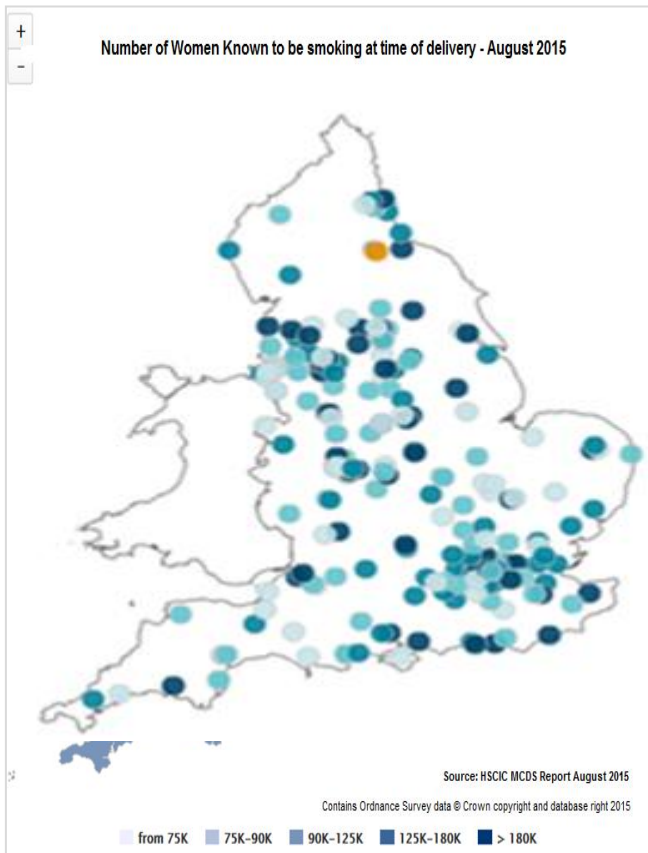
The national provider of information, data and IT systems for health and social care

- Home
- About iView+
- Data Sets
- Find Data
- Dashboards**
- Help

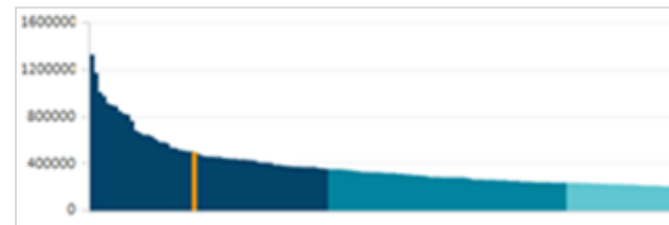
Welcome to the Maternity and Children's Data Set (MCDS) You are here/Dashboards

- Create Dashboard
- Dashboard 01
- Dashboard 02
- Dashboard 03**
- Icon buttons with drop down function for share/download/save

- Chart
- Compare
- Link
- Data by Region
- Data by CCG
- Data by Provider**



	Area name	Value
●	County Durham And Darlington ...	483,702
●	Hull And East Yorkshire Hospital...	497,132
●	East Kent Hospitals University N...	501,485
●	University Hospitals Coventry An...	509,163
●	University Hospitals Bristol NHS ...	514,832
●	North Bristol NHS Trust	529,896
●	South Tees Hospitals NHS Foun...	532,252
●	Fennine Acute Hospitals NHS Tr...	569,840
●	Royal Free London NHS Foundati...	577,061
●	University Hospital Southampto...	581,027
●	Brighton And Sussex University ...	606,074
●	Heart Of England NHS Foundatio...	628,962
●	University Hospitals Birmingha...	640,031
●	St George's Healthcare NHS Trust	641,768
●	Cambridge University Hospitals ...	661,224





The national provider of information, data and IT systems for health and social care

Home

About iView+

Data Sets

Find Data

Dashboards

Help

Welcome to the Maternity and Children's Data Set (MCDS) You are here/Dashboards

Create Dashboard

July 2015

Sample 02

Sample 03

Icon buttons with drop down function for share/download/save

Chart

Compare

Link



Bar Chart



Line Chart



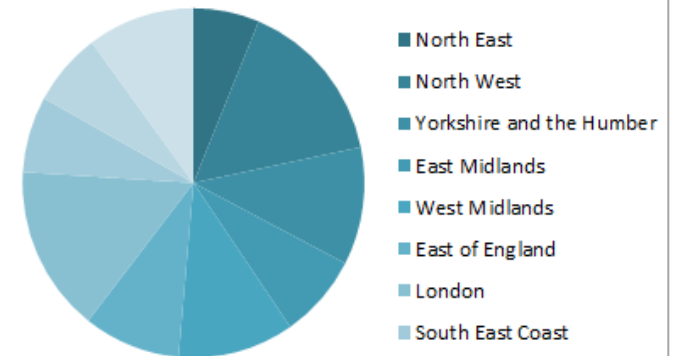
Map



Table



Proportion (%) of Women known to be smoking at time of delivery July 2015



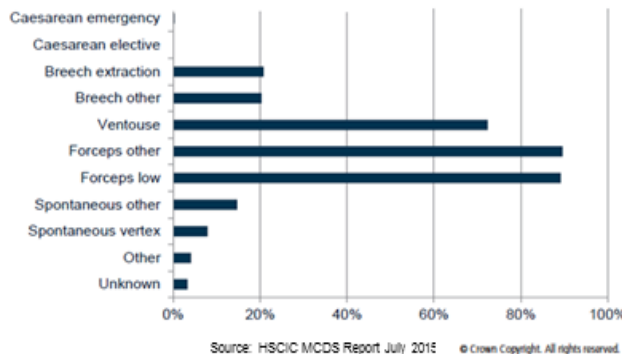
**Saved Dashboards**

August 2015

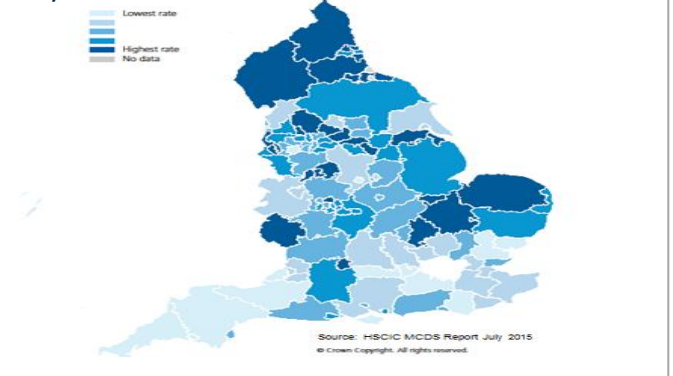
July 2015

September 2015

Percentage of deliveries by delivery method July 2015



Proportion (%) of Women known to be smoking at time of delivery July 2015





# Future Report Engagement

---

The Community and Mental Health Team are running another round of stakeholder engagements events in the Autumn. These will provide opportunity for input into our reporting plans for the data set. If you would like to participate in these events please complete the contact information form that has been shared with you and return this to [cmhteam.support@hscic.gov.uk](mailto:cmhteam.support@hscic.gov.uk) at the HSCIC and you shall be added onto our stakeholder contacts list for the CYPHS return



# Q&A

---

Questions?



Health & Social Care  
Information Centre

## Connect with us



[www.hscic.gov.uk](http://www.hscic.gov.uk)



[enquiries@hscic.gov.uk](mailto:enquiries@hscic.gov.uk)



0300 303 5678



[@hscic](https://twitter.com/hscic)



[www.slideshare.net/hscic](http://www.slideshare.net/hscic)

